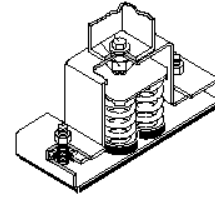




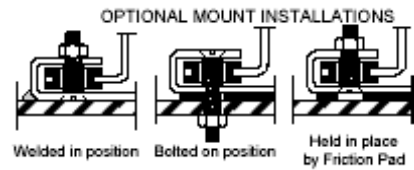
Cooling Tower Accessories



Vibration Isolators

TYPE SLR DIMENSIONS (inches)

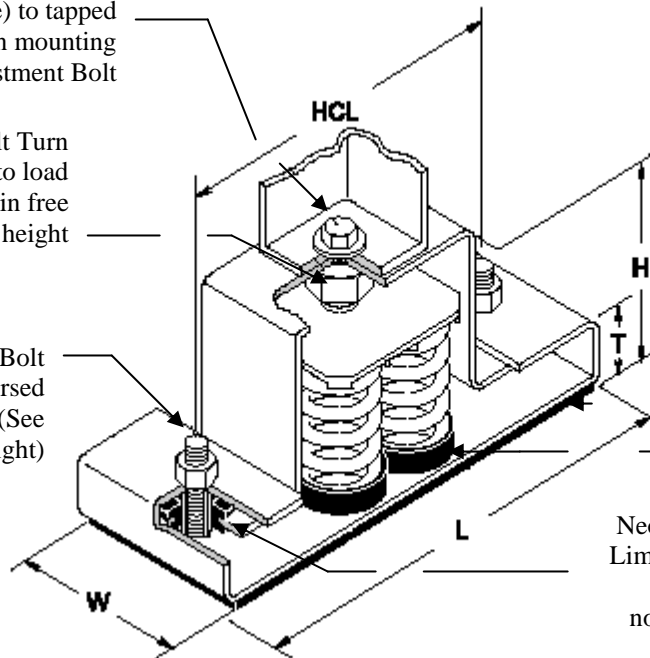
Size	L	W	H	T	HCL	BD	CS
SLR-A	8 3/4	2 1/2	5 1/8	1 3/4	6	3/8	3/8 x 1



“CS Cap Screw – Secured Height Saving Bracket (or Equipment Base) to tapped concentric hole in mounting adjustment Bolt

Adjustment Bolt Turn counter clockwise to load spring(s) and maintain free and operating height

“BD” Bolt Diameter Bolt position can be Reversed for anchoring to floor(See Detail at Right)



Note: Housings are Galvanized

Non-Skid Neoprene Friction Isolation Pad – When not used for seismic or wind resistance, bolting to floor is not necessary. Pad can be removed if mount is welded into position

Neoprene Acoustical Cup
Neoprene Vertical Limit Stops-Out of contact During normal operation

Cabinet Size	Operating Weight	Vibration Isolator Part Number
PC-005, 010, 015	540	UVI-0515
PC-020, 025	730	UVI-2025
PC-030, 040	960	UVI-3040

Cabinet Size	Operating Weight	Vibration Isolator Part Number
PC-050, 060	1290	UVI-5060
PC-075, 085, 095	1830	UVI-7595
PC-110, 125	2330	UVI-110125